



Course: 70416.1253: MAT.221.M802.SUMMER25.Elem.Probability and Stats I
Instructor: Jianqing Jia *
Response Rate: 10/19 (52.63 %)

1 - My key reasons for taking this course were: (Select all that apply.)

Response Option	Weight	Frequency	Percent	Percent Responses	
Interested in the subject	(1)	1	10.00%		
Required for major, minor, or program	(2)	10	100.00%		
Fulfilled Liberal Arts requirement/distribution (undergraduate only)	(3)	0	0.00%		
Reputation of instructor	(4)	0	0.00%		
Fit into my schedule	(5)	1	10.00%		
Advisor recommended course	(6)	0	0.00%		
Friend(s) recommended course	(7)	0	0.00%		
Other	(8)	0	0.00%		
Response Rate		10/19 (52.63%)			

2 - If you selected 'other' as a key reason, please comment.

Response Rate	0/19 (0%)
----------------------	-----------

3 - For this course, on average, I spent the following time, outside of synchronous or in-person class sessions, on course work:

Response Option	Weight	Frequency	Percent	Percent Responses	Means			
0 hours per week	(1)	0	0.00%					
1-3 hours per week	(2)	3	30.00%					
4-6 hours per week	(3)	5	50.00%					
7-10 hours per week	(4)	2	20.00%					
11-15 hours per week	(5)	0	0.00%					
More than 15 hours per week	(6)	0	0.00%					
				0 25 50 100	Question			
Response Rate				Mean	STD	Median		
10/19 (52.63%)				2.90	0.74	3.00		

4 - I feel that I performed to my potential in this course.

Response Option	Weight	Frequency	Percent	Percent Responses	Means			
Strongly Disagree	(1)	0	0.00%					
Disagree	(2)	0	0.00%					
Somewhat Disagree	(3)	0	0.00%					
Somewhat Agree	(4)	1	11.11%					
Agree	(5)	6	66.67%					
Strongly Agree	(6)	2	22.22%					
				0 25 50 100	Question			
Response Rate				Mean	STD	Median		
9/19 (47.37%)				5.11	0.60	5.00		

5 - The syllabus was an accurate guide to course requirements.

Response Option	Weight	Frequency	Percent	Percent Responses	Means			
Strongly Disagree	(1)	0	0.00%					
Disagree	(2)	0	0.00%					
Somewhat Disagree	(3)	0	0.00%					
Somewhat Agree	(4)	0	0.00%					
Agree	(5)	4	40.00%					
Strongly Agree	(6)	6	60.00%					
				0 25 50 100	Question			
Response Rate				Mean	STD	Median		
10/19 (52.63%)				5.60	0.52	6.00		



Course: 70416.1253: MAT.221.M802.SUMMER25.Elem.Probability and Stats I
Instructor: Jianqing Jia *
Response Rate: 10/19 (52.63 %)

6 - Student participation and the contribution of ideas, comments, and questions were encouraged.

Response Option	Weight	Frequency	Percent	Percent Responses	Means			
Strongly Disagree	(1)	0	0.00%					
Disagree	(2)	0	0.00%					
Somewhat Disagree	(3)	0	0.00%					
Somewhat Agree	(4)	1	10.00%					
Agree	(5)	6	60.00%					
Strongly Agree	(6)	3	30.00%					
				0 25 50 100	Question			
Response Rate				Mean		STD		Median
10/19 (52.63%)				5.20		0.63		5.00

7 - I felt a sense of belonging and community in the class.

Response Option	Weight	Frequency	Percent	Percent Responses	Means			
Strongly Disagree	(1)	0	0.00%					
Disagree	(2)	0	0.00%					
Somewhat Disagree	(3)	0	0.00%					
Somewhat Agree	(4)	4	40.00%					
Agree	(5)	4	40.00%					
Strongly Agree	(6)	2	20.00%					
				0 25 50 100	Question			
Response Rate				Mean		STD		Median
10/19 (52.63%)				4.80		0.79		5.00

8 - Course assessments (e.g., exams/quizzes, papers, presentations, projects, performances, etc.) allowed me to demonstrate what I learned.

Response Option	Weight	Frequency	Percent	Percent Responses	Means			
Strongly Disagree	(1)	0	0.00%					
Disagree	(2)	0	0.00%					
Somewhat Disagree	(3)	0	0.00%					
Somewhat Agree	(4)	0	0.00%					
Agree	(5)	5	50.00%					
Strongly Agree	(6)	5	50.00%					
				0 25 50 100	Question			
Response Rate				Mean		STD		Median
10/19 (52.63%)				5.50		0.53		5.50

9 - I received helpful feedback from the instructor to guide my progress in this course.

Jianqing Jia


Response Option	Weight	Frequency	Percent	Percent Responses	Means			
Strongly Disagree	(1)	0	0.00%					
Disagree	(2)	0	0.00%					
Somewhat Disagree	(3)	0	0.00%					
Somewhat Agree	(4)	4	40.00%					
Agree	(5)	0	0.00%					
Strongly Agree	(6)	6	60.00%					
				0 25 50 100	Question			
Response Rate				Mean		STD		Median
10/19 (52.63%)				5.20		1.03		6.00




Course: 70416.1253: MAT.221.M802.SUMMER25.Elem.Probability and Stats I
Instructor: Jianqing Jia *
Response Rate: 10/19 (52.63 %)

10 - The instructor was available for support outside the course meeting time.

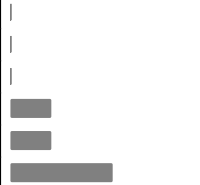
Jianqing Jia

Response Option	Weight	Frequency	Percent	Percent Responses	Means			
Strongly Disagree	(1)	0	0.00%					
Disagree	(2)	0	0.00%					
Somewhat Disagree	(3)	0	0.00%					
Somewhat Agree	(4)	3	30.00%					
Agree	(5)	1	10.00%					
Strongly Agree	(6)	6	60.00%					
				0 25 50 100	Question			
Response Rate				Mean		STD		Median
10/19 (52.63%)				5.30		0.95		6.00


11 - Course content was presented clearly.

Response Option	Weight	Frequency	Percent	Percent Responses	Means			
Strongly Disagree	(1)	0	0.00%					
Disagree	(2)	0	0.00%					
Somewhat Disagree	(3)	0	0.00%					
Somewhat Agree	(4)	0	0.00%					
Agree	(5)	5	50.00%					
Strongly Agree	(6)	5	50.00%					
				0 25 50 100	Question			
Response Rate				Mean		STD		Median
10/19 (52.63%)				5.50		0.53		5.50

12 - Summary and emphasis of important points in class was effective.

Response Option	Weight	Frequency	Percent	Percent Responses	Means			
Strongly Disagree	(1)	0	0.00%					
Disagree	(2)	0	0.00%					
Somewhat Disagree	(3)	0	0.00%					
Somewhat Agree	(4)	2	22.22%					
Agree	(5)	2	22.22%					
Strongly Agree	(6)	5	55.56%					
				0 25 50 100	Question			
Response Rate				Mean		STD		Median
9/19 (47.37%)				5.33		0.87		6.00



13 - Class time was effectively utilized.

Response Option	Weight	Frequency	Percent	Percent Responses	Means			
Strongly Disagree	(1)	0	0.00%					
Disagree	(2)	0	0.00%					
Somewhat Disagree	(3)	0	0.00%					
Somewhat Agree	(4)	1	10.00%					
Agree	(5)	2	20.00%					
Strongly Agree	(6)	7	70.00%					
				0 25 50 100	Question			
Response Rate				Mean		STD		Median
10/19 (52.63%)				5.60		0.70		6.00





Course: 70416.1253: MAT.221.M802.SUMMER25.Elem.Probability and Stats I
Instructor: Jianqing Jia *
Response Rate: 10/19 (52.63 %)

14 - Lectures kept me engaged in course topics.

Response Option	Weight	Frequency	Percent	Percent Responses	Means			
Strongly Disagree	(1)	0	0.00%					
Disagree	(2)	0	0.00%					
Somewhat Disagree	(3)	1	10.00%					
Somewhat Agree	(4)	3	30.00%					
Agree	(5)	1	10.00%					
Strongly Agree	(6)	5	50.00%					
				0 25 50 100	Question			
Response Rate				Mean		STD		Median
10/19 (52.63%)				5.00		1.15		5.50

15 - Overall, how would you rate the effectiveness of this instructor's teaching?

Jianqing Jia

Response Option	Weight	Frequency	Percent	Percent Responses	Means			
Poor	(1)	0	0.00%					
Adequate	(2)	0	0.00%					
Good	(3)	4	40.00%					
Very Good	(4)	1	10.00%					
Excellent	(5)	5	50.00%					
				0 25 50 100	Question			
Response Rate				Mean		STD		Median
10/19 (52.63%)				4.10		0.99		4.50

16 - Please leave any additional comments.

Response Rate	0/19 (0%)
---------------	-----------